


Tri-colored Bat

Perimyotis subflavus

STATUS	Endangered 	Not Listed 
Endangered 	Endangered 	Not Listed 



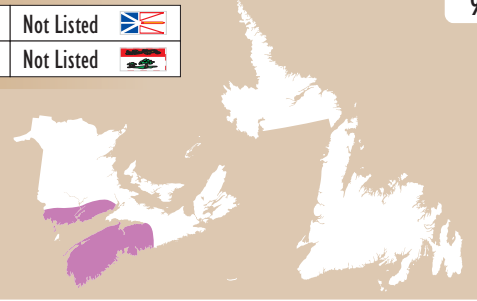
© HUGH BRODEURS

Species Description

The Tri-colored Bat is small (7-9 cm long) with a wingspan of 22-25 cm. As its name suggests, its fur is comprised of three brownish hues that are dark brown at the base, light brown in the middle and a yellowish brown at the tips. Its wing membranes are dark brown. Its tragus (a prominence in front of the ear) is short and rounded (see page 6). Formerly known as the Eastern Pipistrelle Bat.

© CANADIAN MUSEUM OF NATURE
(BY PAUL GERAGHTY)

The Tri-colored Bat occurs throughout southwestern NS and NB. Its known hibernating population has significantly declined by over 75%.



Habitat

During the summer, the Tri-colored Bat roosts in large clumps of the lichen Old Man's Beard (*Usnea* spp.). This behaviour has not been observed outside of Nova Scotia. Females roost in small colonies (around 12 bats) and males are typically solitary. They forage for aquatic insects over the water in forested or edge habitats. Overwinters in NS and NB in cold and humid caves or abandoned mines.



© LESLEY FARROW (FIRST TWO)

Typical foraging habitat



Female colony roosting



© ALAIN BELIVEAU

Usnea lichen

Tri-colored Bats forage at dusk over open water. They are the least common of the three non-migratory bats in Atlantic Canada.

Interesting Points

- Bats can travel up to 500 km to return to overwintering sites.
- Females give birth to pups that weigh 1/4 to 1/3 of their total weight!
- Some bat species can live up to 30 years, and usually have 1-2 young/year.
- Each bat species has a unique high pitched echolocation call. Researchers can determine a bat species presence in an area by setting out ultrasonic detectors.



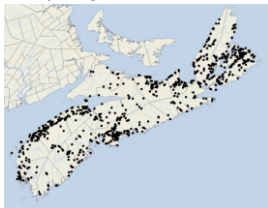
© JDE-POISSANT

WWW.BATCONSERVATION.CA

White-nose Syndrome is devastating bat populations, and has been expanding by 200-250 km/year. At this rate, all non-migratory bats in Canada could be affected within 12-18 years. In 2013, NS DNR and the Mersey Tobetic Research Institute partnered together to launch a Bat Conservation website in an effort to learn more about how White-nosed Syndrome is impacting bats. They requested historical and current bat sighting records from the public and the response was overwhelming. Over 1000 records were submitted in three months! The data collected from this initiative serves as an excellent example of the power of public participation in scientific research.



Bat reporting website



Bat records submitted in 2013!

© MTRI

Similar Species

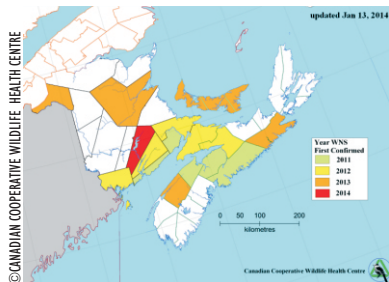
Refer to pages 6 and 8.

Threats to Survival

- The most significant threat is White-nose Syndrome, a disease caused by the exotic fungus *Pseudogymnoascus destructans*. Hibernating bats with this fungus rouse early and die of starvation and dehydration.
- Other threats include colony eradication, chemical contamination, changes in forest structure and wind turbines.

How You Can Help

Report current and historical bat sightings! Get involved with monitoring efforts. Avoid entering possible hibernacula sites to prevent human-caused stress on hibernating bats and spread of the fungus. Install bat boxes on your property. Dispel negative myths about bats and spread the word on how to help.



Maritime white-nosed syndrome range (2014)



Bat roost box

© LYNNE BURNS

Contacts, Information & Sighting Reports

Other Contacts: Canadian Cooperative Wildlife Health Centre at (902) 628-4314

Info: Bat Conservation International: www.batcon.org; whitenosesyndrome.org

Sighting Reports: www.batconservation.ca

Stewardship: www.batconservation.ca